


# ***SHORT TREE PRODUCTS***

6TH EDITION MOULDINGS CATALOG  
STOCK



*LOOK FOR THE SHORT TREE SIGN  
THE SIGN OF QUALITY*



**SHORT TREE PRODUCTS**

*SHORT TREE PRODUCTS is proud to present our 6th edition of our stock mouldings catalog. We are a manufacturer of fine wood mouldings known throughout the area. We have on stock approximately 400,000 lineal feet of stock mouldings as well as hundreds of thousands of board feet of raw materials to produce over two million lineal feet of moulding each year. Many of these moulding profiles may be combined to produce various combinations of base, chair rails, and cornices. The combinations are endless.*

*Visit us on the Web  
[www.shorttreeproducts.com](http://www.shorttreeproducts.com)*



*Always Ask For Genuine Short Tree Products*



## QUALITY STANDARDS

1. *Natural grain variations, such as cats eye, birds eye, burl, curly or cross grain are not considered defects in any grade.*
2. *Checks or splits not exceeding 1/32" x 3" are acceptable on moldings and S4S products.*
3. *Sapwood is not considered a defect.*
4. *Pin knots and worm holes less than 3/16" in diameter are acceptable.*
5. *SHORT TREE can not guarantee uniformity of color due to the natural color or graining of the wood itself.*
6. *Slight discoloration from mineral stain - streaks and spots are acceptable.*
7. *In order to secure the best performing material in hardwoods and softwoods gluing for width is permitted at our option.*
8. *Due to tensions of the grain and or imperfections of the piece, SHORT TREE can not guarantee the straightness or flatness of each piece*

## CUSTOM MOULDS

*SHORT TREE PRODUCTS can produce that custom mould to your detail or sample from as little as a few feet to thousands of feet. Our large library of knives and the ability to do in house grinding allows us to match that custom mould you need in a variety of species and lengths depending on availability. Specified lengths are possible depending on our inventory and or availability of material needed.*

## RADIUS MOULDS

*Any of these stock moulds as well as custom moulds can be made on virtually any radius. Ask your salesperson for a quote.*

## GENUINE SHORT TREE PRODUCTS

*Please consult your salesperson, at your local lumber yard or home center, for all your short tree products needs.*



## STORAGE AND JOB CONDITIONS

1. *Store woodwork in a clean, dry well ventilated area.*
2. *Protect from weather, dirt, and damage.*
3. *When storing millwork and mouldings for extended periods of time or in areas of higher than recommended humidity, seal all pieces as soon as possible.*
4. *Millwork shall be handled with clean dry hands or while wearing clean gloves.*
5. *Millwork shall be lifted and carried not dragged or pushed.*
6. *Millwork shall not be exposed to excessive moisture, heat, cold, dryness and direct sunlight as well as excessive air flow.*
7. *Purchaser must realize any part of a cabinet or millwork can expand or contract due to the nature of wood itself in either dryness or humidity.*
8. *Millwork must be allowed to acclimate to installation area conditions prior to installation.*

## CAUTION WOOD DUST

*Sawing, sanding, or machining wood products can produce wood dust which can cause a flammable or explosive hazard.*

*Wood dust may cause lung, and upper respiratory tract, eye, and skin irritation. Some wood species may cause dermatitis and / or respiratory allergic effects.*

- \* *AVOID DUST CONTACT WITH IGNITION.*
- \* *SWEEP OR VACUUM DUST FOR RECOVERY OR DISPOSAL.*
- \* *AVOID PROLONGED OR REPEATED BREATHING OF WOOD DUST.*
- \* *AVOID DUST CONTACT WITH EYES AND SKIN.*

*FIRST AID : If inhaled, move to fresh air. In case of contact, flush eyes and skin with water. If irritation persists call a physician.*

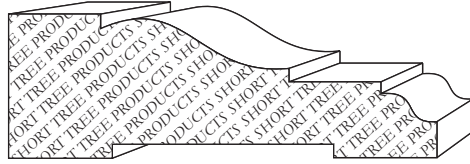
## CONTENTS

INTRODUCTION .....	2-4
BACKBAND .....	18
BASE .....	8&9
BRICK MOULD .....	18
CASING .....	6&7
CHAIR RAIL .....	10
CHAIR RAIL CAP .....	10
CORNER MOULD .....	18
COVE .....	13
CROWN MOULD .....	15,16&17
DENTIL MOULD .....	14
GLASS BEAD .....	18
HAND RAIL .....	20
LANDING TREAD .....	20
PANEL MOULD .....	11&12
PICTURE FRAME .....	13
PLYNTH BLOCK .....	22
ROSETTES .....	19
S4S .....	24
STOP .....	13
SQUARES .....	23
T-ASTRAGAL .....	21
WAINSCOTING .....	19
WINDOW STOOL .....	21
INDEX .....	25

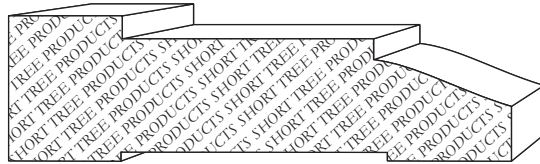
*Profiles shown in this catalog are not full size and may be slightly out of proportion due to reproducing this catalog.*



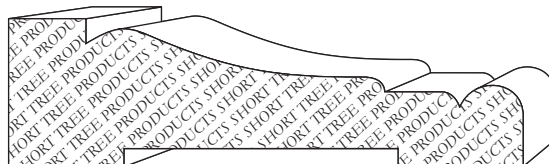
# CASING



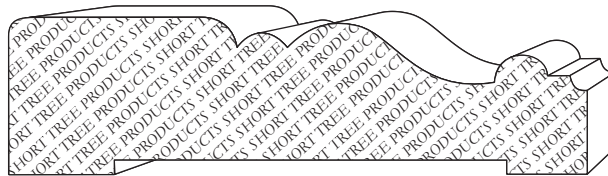
*\*WP 365 3/4" x 2 1/4"*



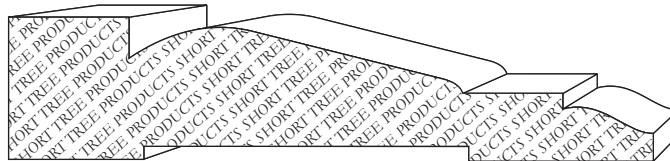
*BLC 102 3/4" x 2 5/8"*



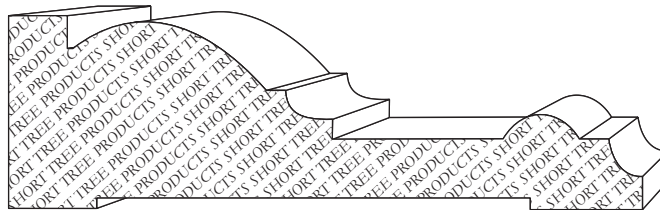
*BLC 108 3/4" x 2 5/8"*



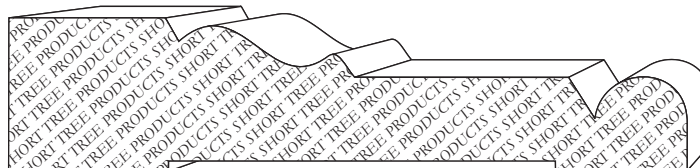
*BLC CA-300 13/16" x 3"*



*\*Exp. 361 11/16" x 3 3/8"*



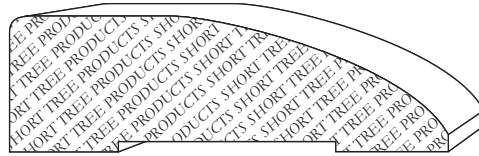
*C-12 1" x 3 5/16"*



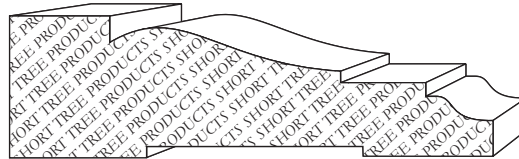
*\*BLC CA-360 13/16" x 3 1/2"*



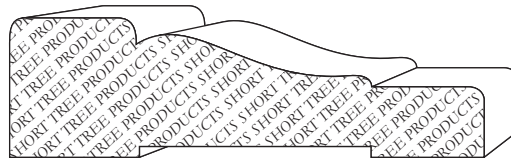
# CASING




BLC 105 3/4" x 2 1/4"



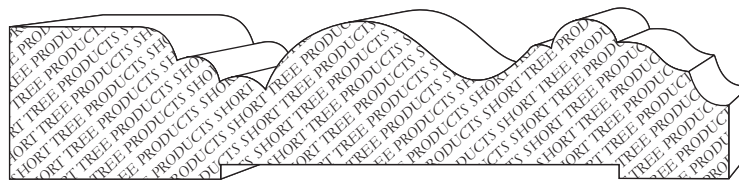
\*BLC 104 3/4" x 2 1/2"



BLC 103 3/4" x 2 1/2"



BLC 113 3/4" x 3 1/4"



BLC CA-301 13/16" x 3 3/4"




BLC 135 3/4" x 3 1/2"



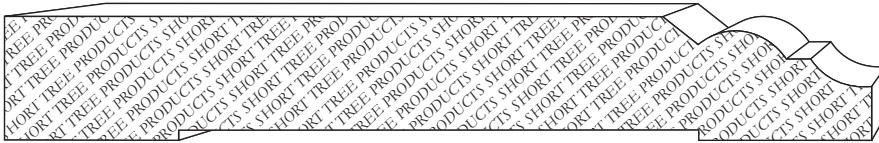
BLC 136 3/4" x 4"



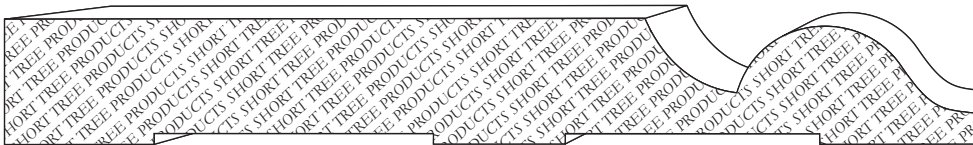
# BASE



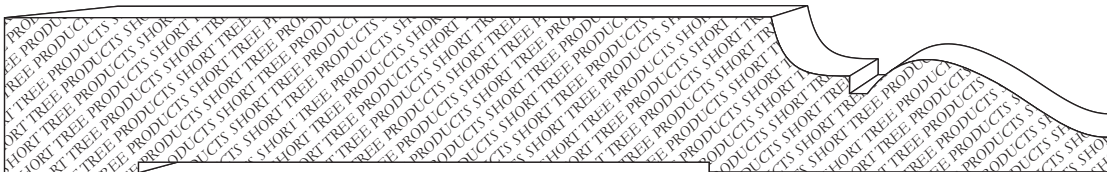
BLC 010 5/8" x 4"



BLC 004 5/8" x 4 1/2"



\*B-2 5/8" x 5"

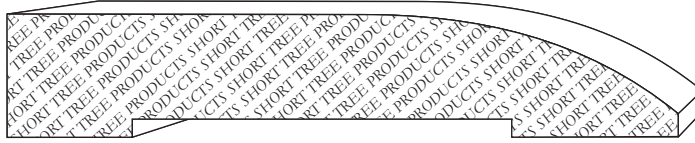


BLC 006 3/4" x 5 3/4"

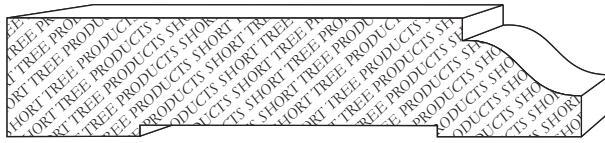




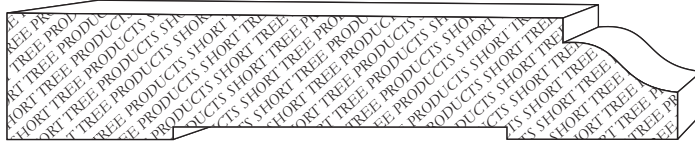
# BASE



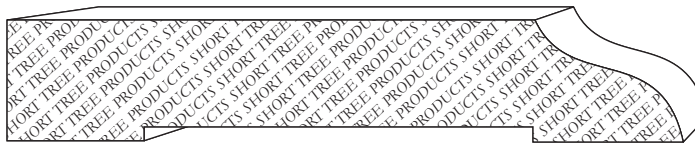
\*BLC 011 5/8" x 3 1/2"



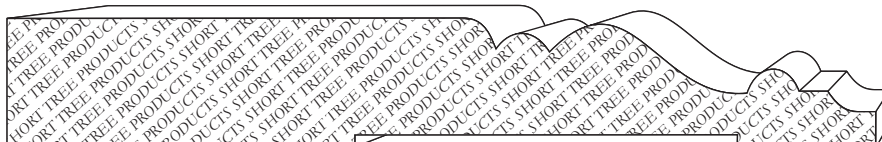
\*WP-614 5/8" x 3"



\*BLC 003 5/8" x 3 1/2"  
5 1/2"  
7 1/4"



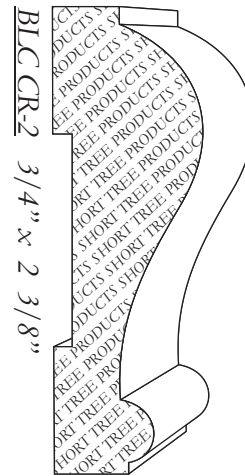
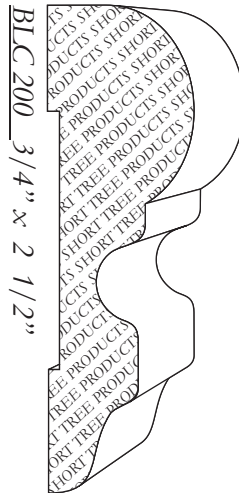
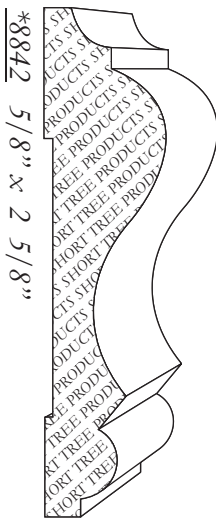
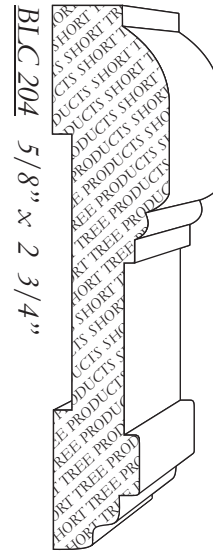
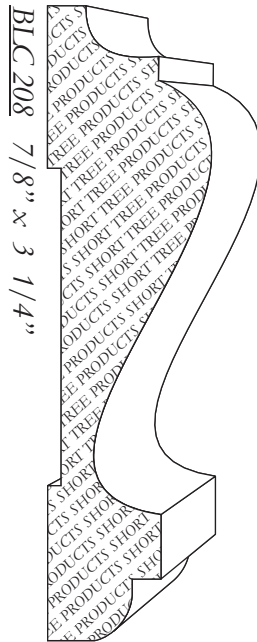
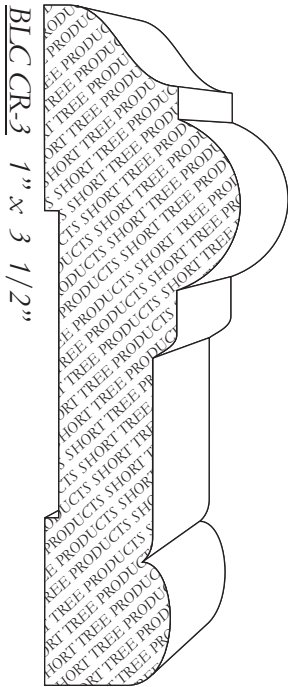
BLC 002 5/8" x 3 1/2"



B-400 5/8" x 4 1/2"



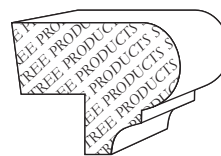
# CHAIR RAIL



# CHAIR RAIL CAP



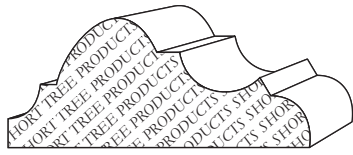
\*BLC 255  
11/16" x 1 1/4"



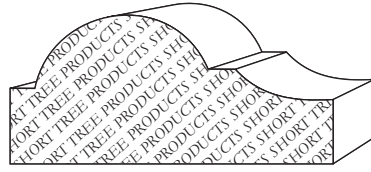
\*BLC 258  
11/16" x 7/8"



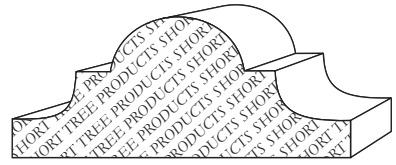
# PANEL MOULD



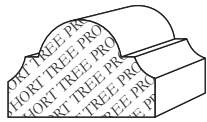
BLC 613 5/8" x 1 9/16"



8130 3/4" x 1 5/8"



BLC 602 11/16" x 1 3/4"



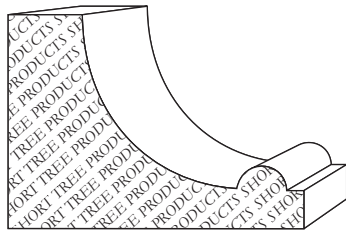
BLC 608 1/2" x 3/4"



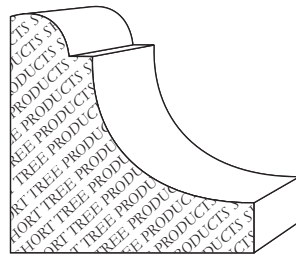
BLC 609 5/16" x 1"




MOULD A 3/8" x 5/8"



BLC 620 1 1/8" x 1 1/2"



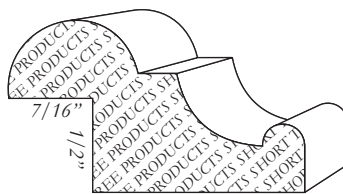
BLC 622 1 1/4" x 1 1/4"




BLC 621 7/8" x 1"




\*BLC 617 11/16" x 1 1/2"



BLC 615 7/8" x 1 1/2"




BLC 614 3/4" x 1 5/8"



BLC 628 5/8" x 1"




BLC 601  
1/2" x 1 1/8"

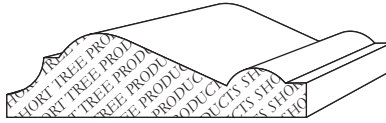


BLC 611  
9/16" x 13/16"

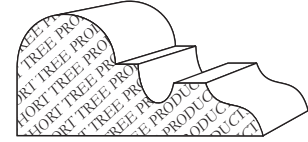
# PANEL MOULD




BLC 625  
1/2" x 1 1/2"




BLC 605  
7/16" x 1 1/2"



1505  
5/8" x 1 1/4"



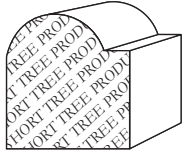
8078  
1/2" x 1"



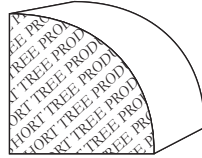
BLC 904  
3/8" x 3/4"



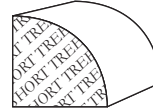
8070  
1/4" x 1/2"



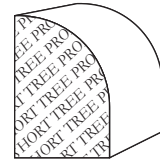
BLC 061  
5/8" x 11/16"



\*BLC 954  
3/4" x 3/4"



8063  
1/2" x 1/2"



\*BLC 750  
1/2" x 3/4"




8611  
1/4" x 3/4"




8139  
5/16" x 5/8"



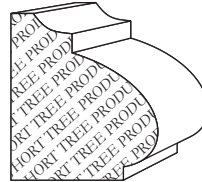
8610  
1/4" x 3/4"



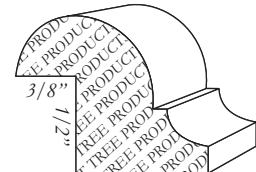
8575  
3/8" x 1/2"



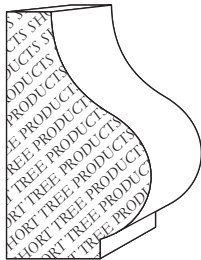
8619  
3/4" x 1/2"



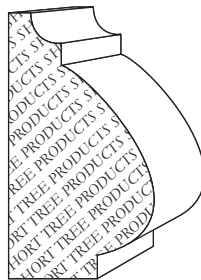
8620  
3/4" x 7/8"




BLC 640  
13/16" x 1"



\*M-166  
11/16" x 1 1/4"




8621  
3/4" x 1 3/8"




BLC 657  
1 1/4" x 1 3/4"



# STOP



\*BLC 705 1/2" x 1 3/8"

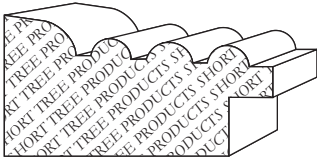


\*BLC 702 1/2" x 1 3/8"

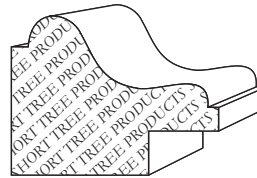


BLC 703 1/2" x 1 3/8"

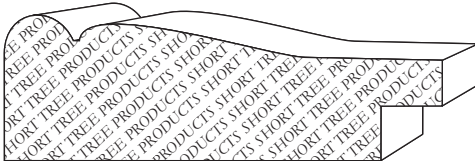
# PICTURE FRAME



BLC 652 3/4" x 1 3/8"



BLC 651 13/16" x 1 1/16"




BLC 655 3/4" x 2 1/4"



BLC 656 3/4" x 1 3/4"

# COVE



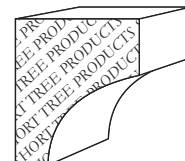
BLC 892  
1/2" x 1/2"



8530  
5/8" x 5/8"

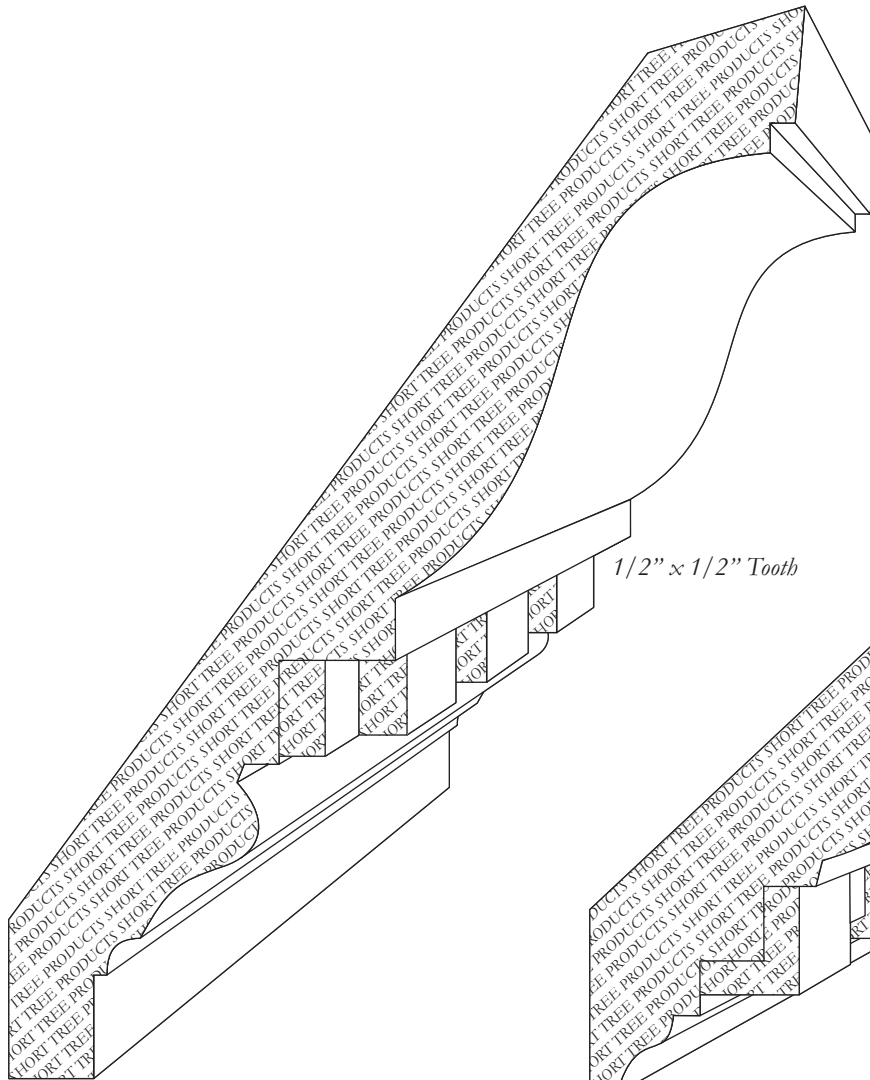


\*BLC 893  
3/4" x 3/4"



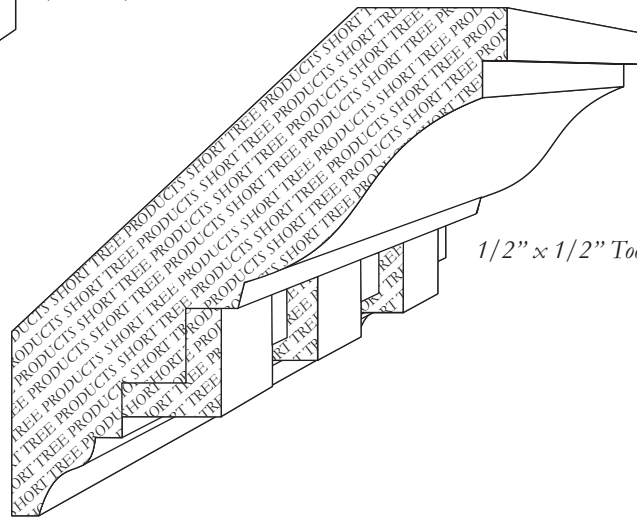
8062  
5/8" x 3/4"

# DENTIL MOULD



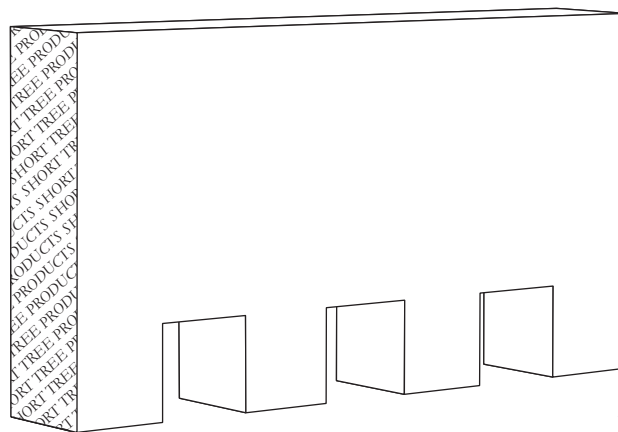
BLC CR-862  
 13/16" x 7"  
 WITH DENTIL

1/2" x 1/2" Tooth



BLC 370D  
 13/16" x 3 5/8"  
 WITH DENTIL

1/2" x 1/2" Tooth



D-1  
 1/2" x 2"

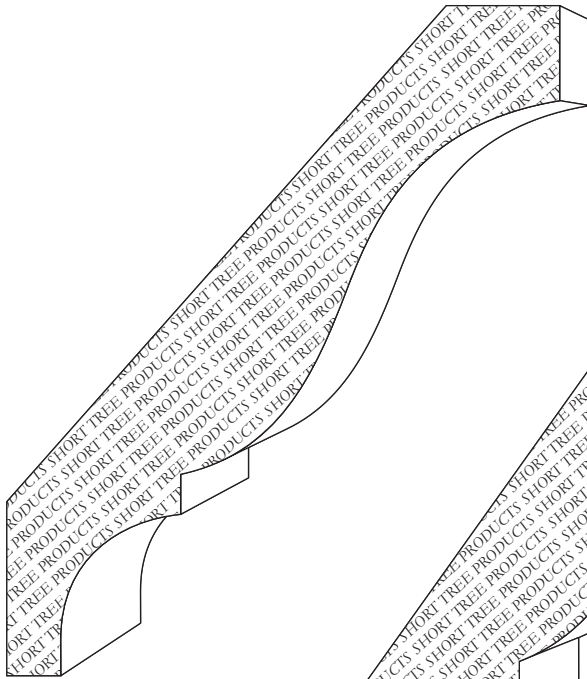
1/2" x 1/2" Tooth



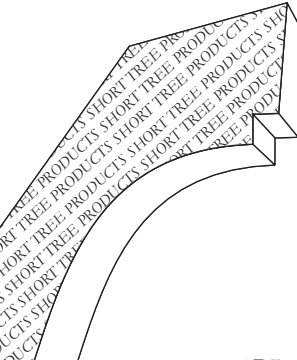


# CROWN MOULD

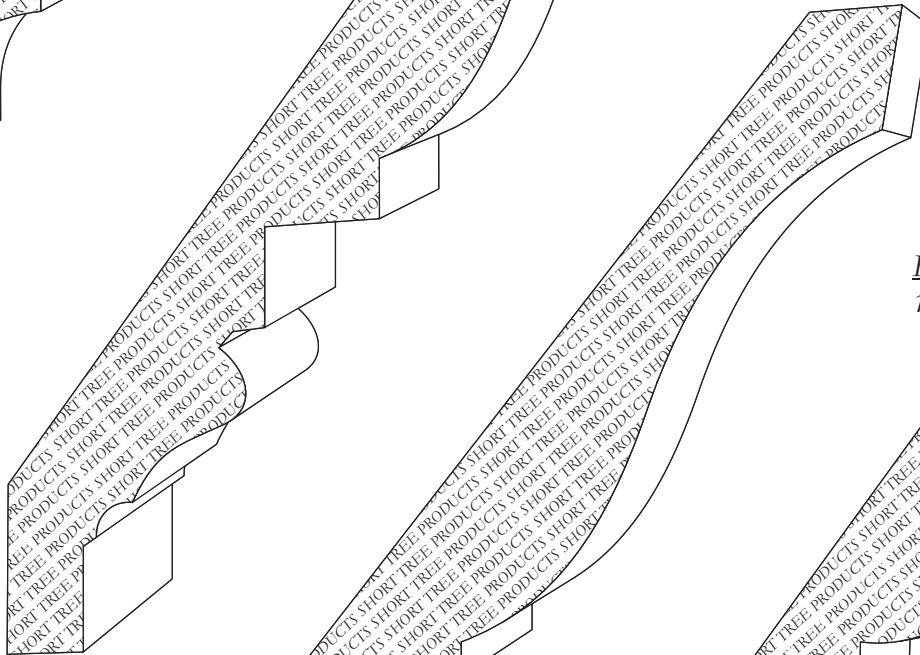
\*BLC 352  
3/4" x 4 1/2"



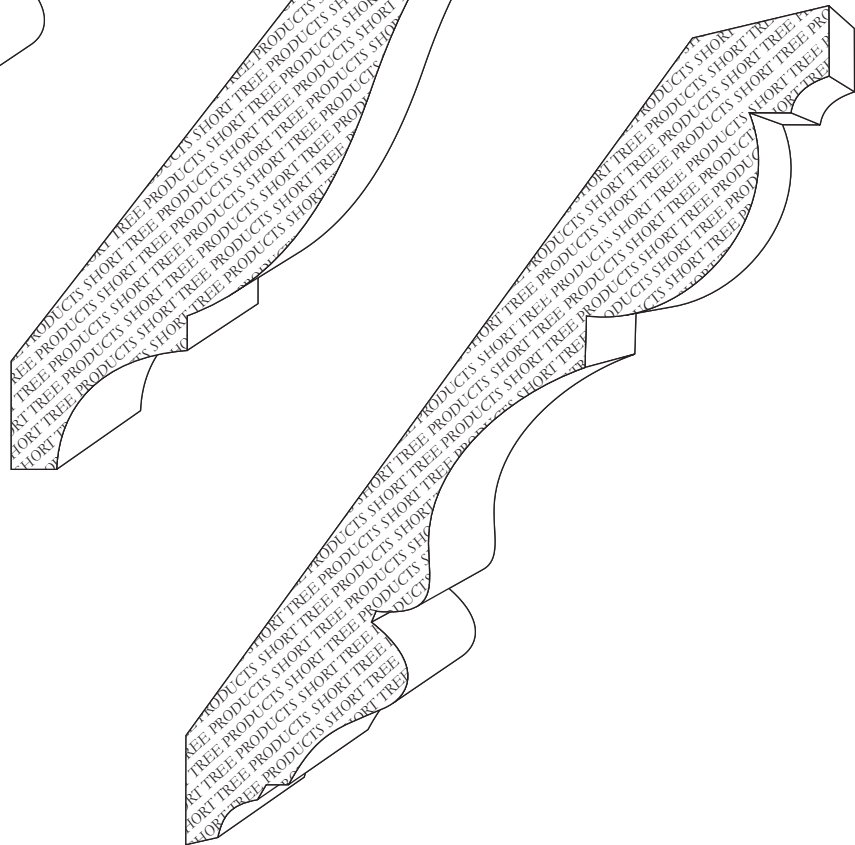
BLC CR-860  
13/16" x 7"



\*BLC 351  
3/4" x 5 1/4"



BLC CR-830  
13/16" x 5 1/2"



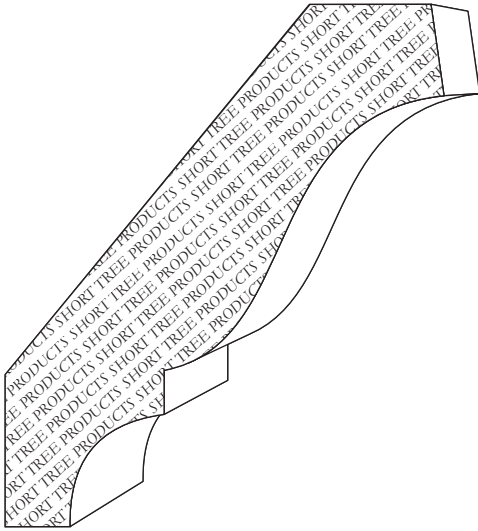
© STOCKED OAK, POPLAR ONLY \* STOCKED OAK, POPLAR AND PINE



# CROWN MOULD

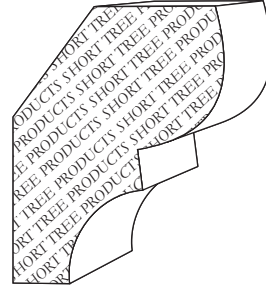
\*BLC 353

3/4" x 3 1/2"



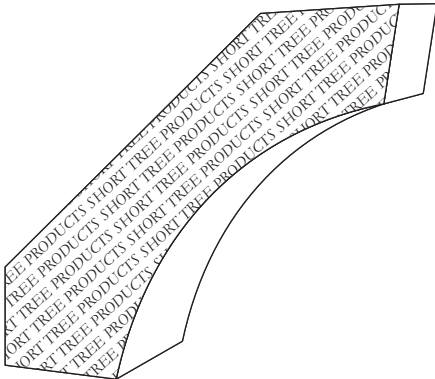
\*BLC 355

3/4" x 1 3/4"



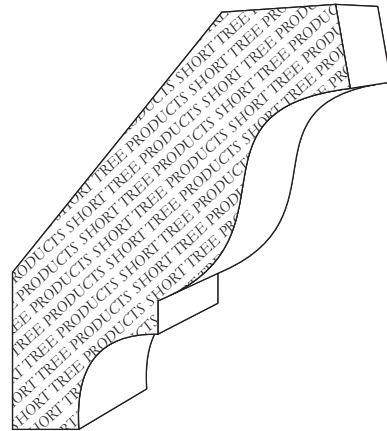
BLC 302

3/4" x 2 3/4"



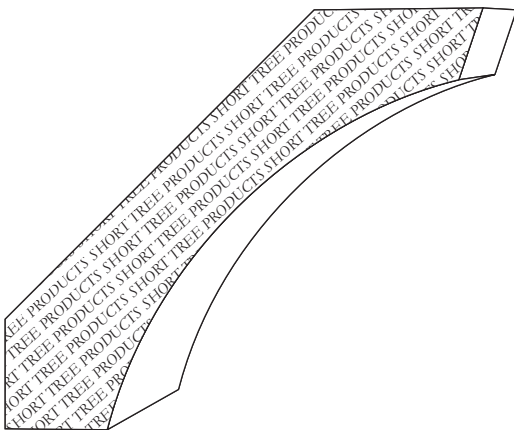
\*BLC 354

3/4" x 2 3/4"



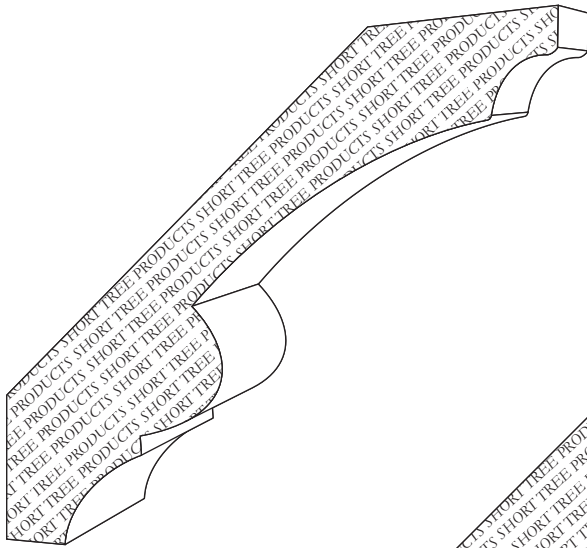
8029

3/4" x 3 1/4"

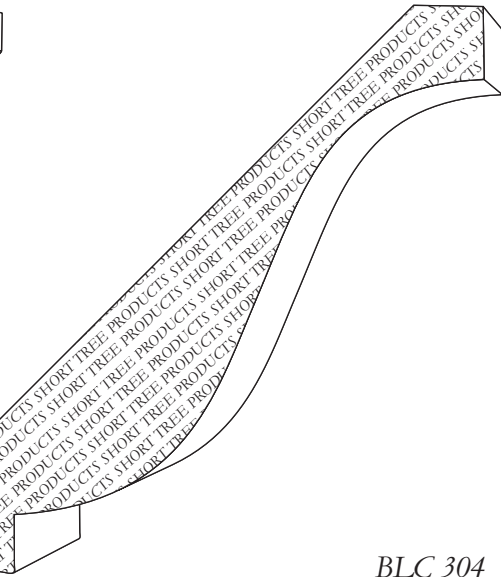


# CROWN MOULD

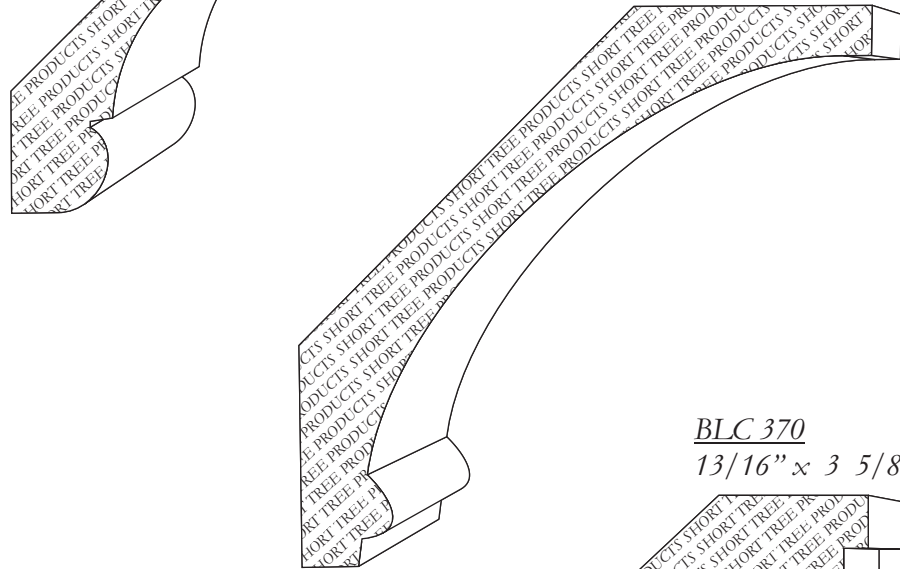
BLC 357  
3/4" x 4"



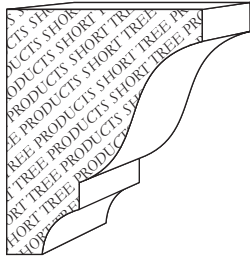
BLC 356  
3/4" x 6"



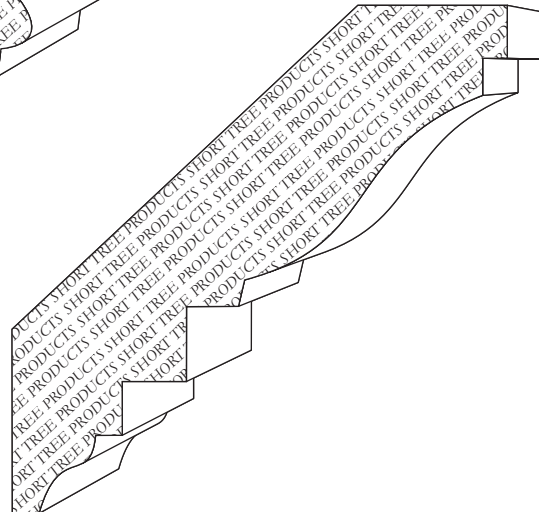
BLC 304  
1 1/16" x 4 1/8"



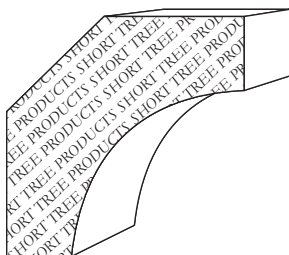
8625  
1" x 1 1/4"



BLC 370  
13/16" x 3 5/8"

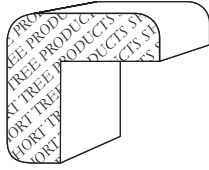


BLC 301  
3/4" x 1 3/4"

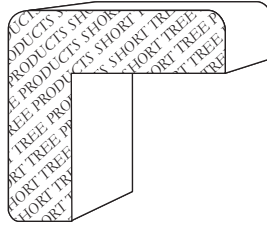


# CORNER MOULD

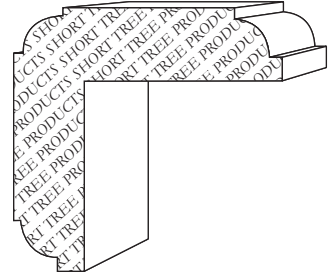
WM 206  
3/4" x 3/4"



\*BLC 1004  
1 1/16" x 1 1/16"



8201  
1 3/8" x 1 3/8"



# GLASS BEAD

8540  
1/4" x 3/4"



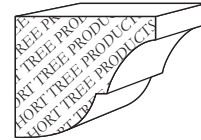
8570A  
3/8" x 3/8"



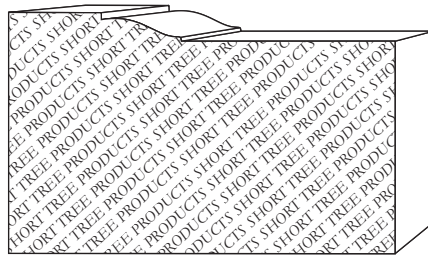
8570B  
1/2" x 1/2"



8570C  
5/8" x 3/4"

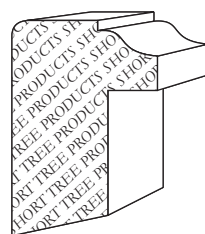


# BRICK MOULD



\*WP 180  
1 1/4" x 2"

# BACK BANDS




8314  
3/4" x 1 1/8"


# WAINSCOTING



\*BEADED WAINSCOTING  
 3/8" x 4 1/8" FACE

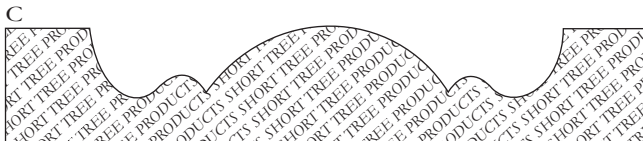


\*REVERSIBLE WAINSCOTING  
 1/2" x 4" FACE



\*PICKWICK PANELING  
 1/2" x 4" FACE

# ROSETTES



STOCK SIZES

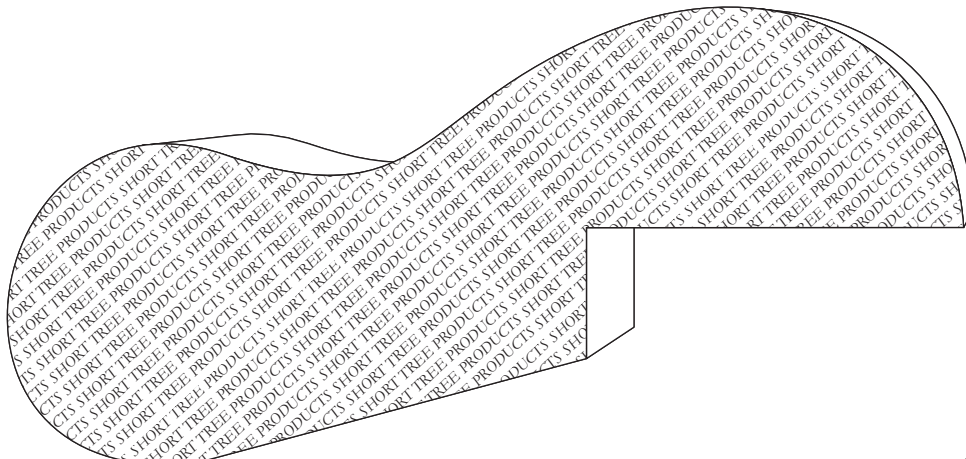
- 7/8" x 2 3/4" x 2 3/4"
- 7/8" x 3 3/4" x 3 3/4"
- 7/8" x 4 3/4" x 4 3/4"

*All the patterns in each of the stock sizes may be trimmed up to 3/4"*  
 STOCKED OAK, POPLAR, AND PINE

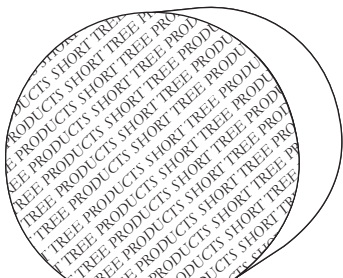




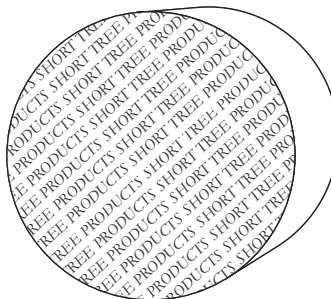
# HAND RAIL



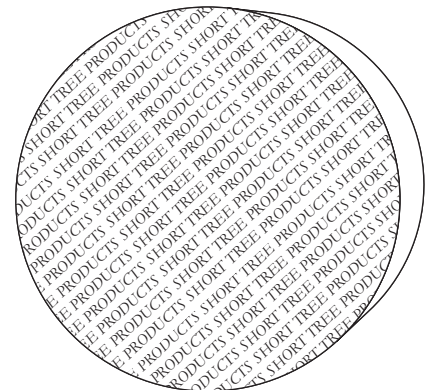
BLC 501 1 5/8" x 5"



BLC 461 1 3/8" x 1 1/2"



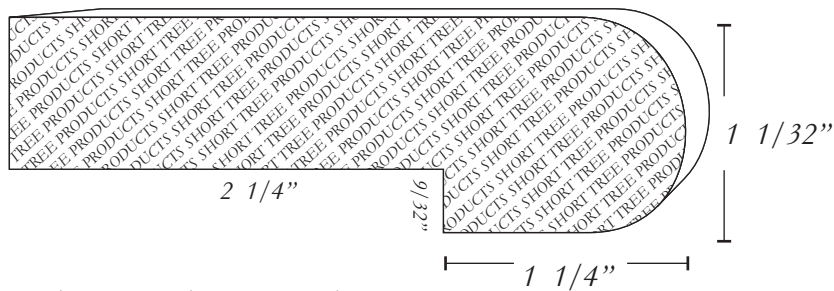
DOWEL 1 1/2" Diameter



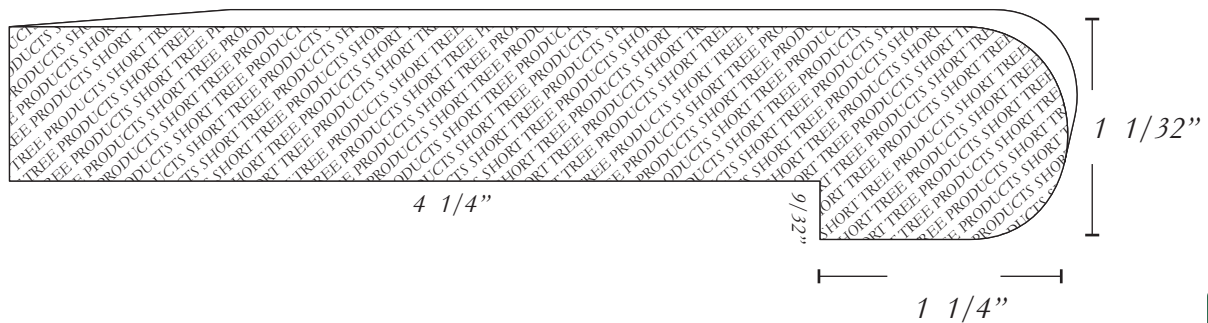
DOWEL 2" Diameter

# LANDING TREAD

3 1/2" 1 1/32" x 3 1/2"



5 1/2" 1 1/32" x 5 1/2"

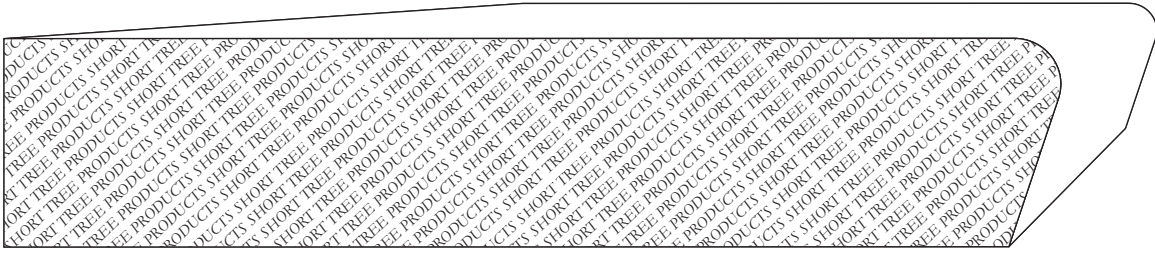


© STOCKED OAK, POPLAR ONLY \* STOCKED OAK, POPLAR AND PINE



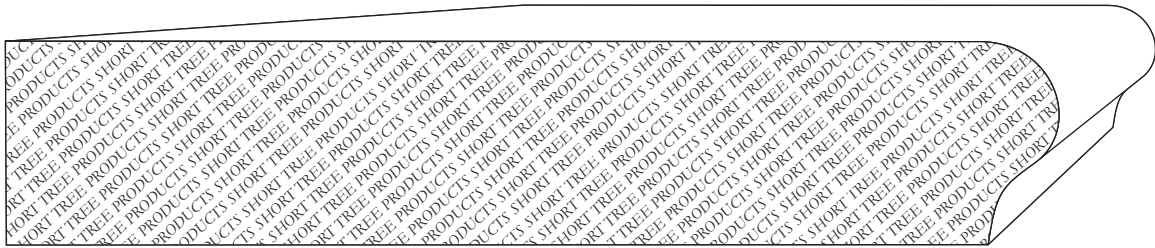


# WINDOW STOOLS



\*BLC A-2

1 1/16" x 3 1/2"     3/4" x 3 1/2"  
 1 1/16" x 5 1/2"     3/4" x 5 1/2"

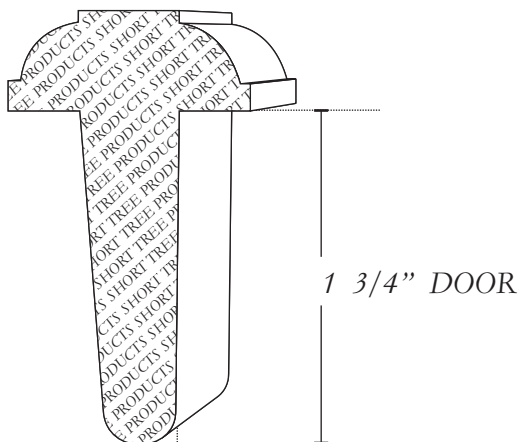


\*BLC A-3

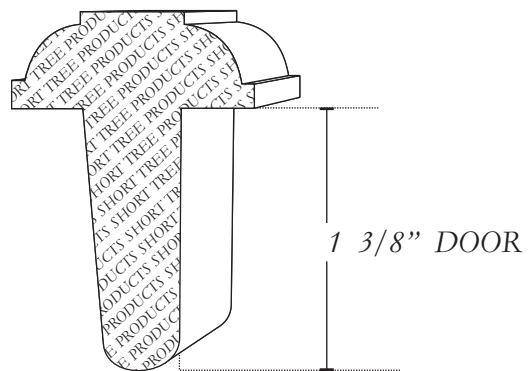
1 1/16" x 3 1/2"     3/4" x 3 1/2"  
 1 1/16" x 5 1/2"     3/4" x 5 1/2"

# T - ASTRAGAL

\*1 3/4" T-ASTRAGAL



\*1 3/8" T-ASTRAGAL




© STOCKED OAK, POPLAR ONLY \* STOCKED OAK, POPLAR AND PINE



# PLYNTH BLOCKS


P-6

1 1/16" x 4 1/2" x 8"




P-2

1 1/16" x 4 1/2" x 8"



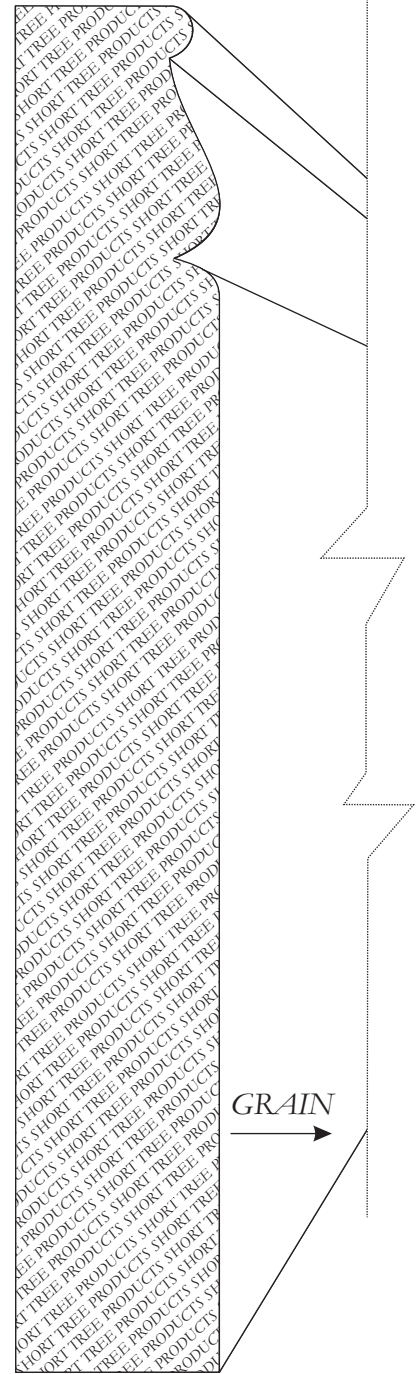
P-3

1 1/16" x 4 1/2" x 8"



P-5

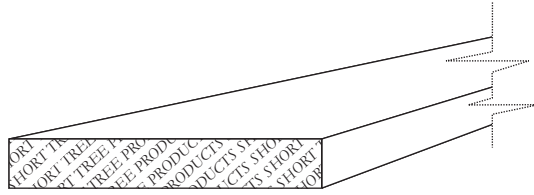
1 1/16" x 7 1/8" x 4 1/2"



Ⓢ STOCKED OAK, POPLAR ONLY \* STOCKED OAK, POPLAR AND PINE

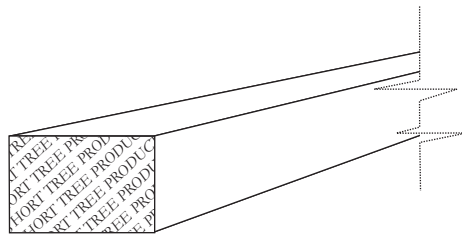


# SQUARES

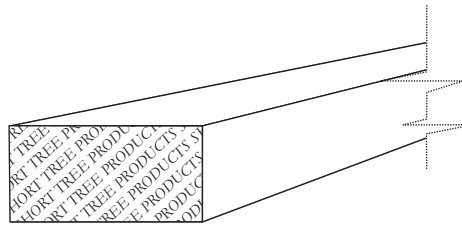


LATTICE

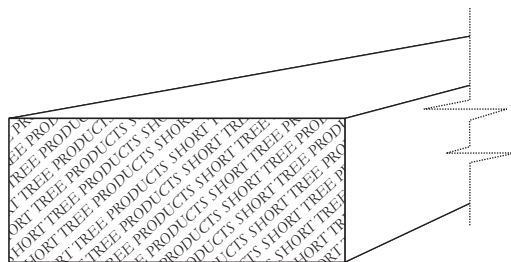
1/4" x 1 3/8"



1/2" x 3/4"



1/2" x 1"

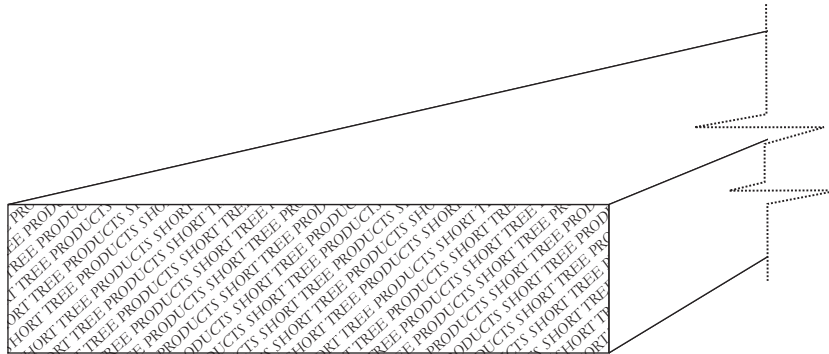


CABINET FACING

3/4" x 1 3/4"



# S4S



*\*S4S C/BETTER, SURFACED 4 SIDES  
CLEAR/FACE, 2 EDGES*

*STOCKED IN POPLAR, RED OAK AND PINE*

<u>STOCK SIZE</u>	<u>S4S NET SIZE</u>	<u>LENGTHS</u>
1" x 2"	3/4" x 1 1/2"	2' - 16'
1" x 4"	3/4" x 3 1/2"	2' - 16'
1" x 6"	3/4" x 5 1/2"	2' - 16'
1" x 8"	3/4" x 7 1/4"	2' - 16'
1" x 10"	3/4" x 9 1/4"	2' - 16'
1" x 12"	3/4" x 11 1/4"	2' - 16'

*OTHER SPECIES AND CUSTOM SIZES AVAILABLE  
ALL LENGTHS SUBJECT TO AVAILABILITY*



## INDEX

*B-2	PG. 8	*BLC 625	PG.12	*8029	PG.16
*B-400	PG.20	*BLC 628	PG.11	*8062	PG.13
*BLC 002	PG. 9	*BLC 640	PG.12	*8063	PG.12
* <u>BLC 003</u>	PG. 9	*BLC 651	PG.13	*8070	PG.12
*BLC 004	PG. 8	*BLC 652	PG.13	*8078	PG.12
*BLC 006	PG. 8	*BLC 655	PG.13	*8130	PG.11
*BLC 010	PG. 8	*BLC 656	PG.13	*8139	PG.12
* <u>BLC 011</u>	PG. 9	*BLC 657	PG.12	*8201	PG.18
*BLC 061	PG.12	* <u>BLC 702</u>	PG.13	*8314	PG.18
*BLC 102	PG. 6	*BLC 703	PG.13	*8530	PG.13
*BLC 103	PG. 7	* <u>BLC 705</u>	PG.13	*8540	PG.18
* <u>BLC 104</u>	PG. 7	* <u>BLC 750</u>	PG.12	*8570A	PG.18
*BLC 105	PG. 7	*BLC 892	PG.13	*8570B	PG.18
*BLC 108	PG. 6	* <u>BLC 893</u>	PG.13	*8570C	PG.18
*BLC 113	PG. 7	*BLC 904	PG.12	*8610	PG.12
*BLC 135	PG. 7	* <u>BLC 954</u>	PG.12	*8611	PG.12
*BLC 136	PG. 7	* <u>BLC 1004</u>	PG.18	*8619	PG.12
*BLC 200	PG.10	* <u>BLC A-2</u>	PG.21	*8620	PG.12
*BLC 204	PG.10	* <u>BLC A-3</u>	PG.21	*8621	PG.12
*BLC 208	PG.10	*C-12	PG. 6	*8625	PG.17
* <u>BLC 255</u>	PG.10	*BLC CA-300	PG. 6	*8575	PG.12
* <u>BLC 258</u>	PG.10	*BLC CA-301	PG. 7	* <u>8842</u>	PG.10
*BLC 301	PG.17	* <u>BLC CA-360</u>	PG. 6		
*BLC 302	PG.16	*BLC CR-2	PG.10		
*BLC 304	PG.17	*BLC CR-3	PG.10		
* <u>BLC 351</u>	PG.15	*BLC CR-830	PG.15		
* <u>BLC 352</u>	PG.15	*BLC CR-860	PG.15		
* <u>BLC 353</u>	PG.16	*BLC CR-862	PG.14		
* <u>BLC 354</u>	PG.16	*8062	PG.13		
* <u>BLC 355</u>	PG.16	*D-1	PG.14		
*BLC 356	PG.17	*DOWEL	PG.20		
*BLC 357	PG.17	* <u>EXP. 361</u>	PG. 6		
*BLC 370	PG.17	*LANDING	PG.20		
*BLC 370D	PG.14	TREAD			
*BLC 461	PG. 9	*M-166	PG.12		
*BLC 501	PG.20	*MOULD A	PG.11		
*BLC 601	PG.11	*P-2	PG.22		
*BLC 602	PG.11	*P-3	PG.22		
*BLC 605	PG.12	*P-5	PG.22		
*BLC 608	PG.11	*P-6	PG.22		
*BLC 609	PG.11	*ROSETTES	PG.19		
*BLC 628	PG.11	* <u>S4S</u>	PG.24		
*BLC 611	PG.11	*SQUARES	PG.23		
*BLC 613	PG.11	* <u>T-ASTRACAL</u>	PG.19		
*BLC 614	PG.11	* <u>WAINSCOTING</u>	PG.21		
*BLC 615	PG.11	*WM-206	PG.18		
* <u>BLC 617</u>	PG.11	* <u>WP-180</u>	PG.18		
*BLC 620	PG.11	* <u>WP-614</u>	PG. 9		
*BLC 621	PG.11	* <u>WP-365</u>	PG. 6		
*BLC 622	PG.11	*1505	PG.12		

\*STOCKED OAK, POPLAR ONLY \*STOCKED OAK, POPLAR AND PINE



*SHORT TREE PRODUCTS offer  
a complete line of mouldings. From  
RESIDENTIAL, COMMERCIAL  
to ARCHITECTURAL woodwork.  
Available through your local dealer.*



*LOOK FOR SHORT TREE SIGN  
THE SIGN OF QUALITY*

*Visit us on the Web  
[www.shorttreeproducts.com](http://www.shorttreeproducts.com)*